



# ErOsion Control Quick Sheet

## Construction Entrance/Exit



**GOOD:** Clean, loose, coarse, large size stone that goes more than 50 feet into the site. Stone size for Lots need to be 2-3 inch in diameter .



**BAD:** Either no stone has been placed, or it has worn down. This entrance lets sediment offsite and is messy during wet conditions. Sediment going onto the roads can cause the site to be in violation.

**NOTE:** Once measures are installed the job is not done. Maintenance of the erosion control measures are required until the project is complete.

## Silt Fence



**GOOD:** This silt fence is trenched in. It has metal posts holding it in place. Silt fence is attached to the metal post with 2-3 wire tie or plastic zip tie. No sediment is leaving the site. Wire backing is optional. Metal post spacing needs to be 6 feet apart with no wire backing and 8 feet with wire fencing. A simple test is to pinch the middle of the fence and pull up. If the fence starts to come out of the ground, then it is not trenched and will fail eventually. Silt fence should be inspected and repaired after each rain event.



**BAD:** Silt fence is down and not attached to the post. It allows sediment off the site. Silt fence should not go down contours letting sediment and water to concentrate in one spot. This causes extra stress to the fence and causes failure. It is best to let the silt fence go across contours to allow flows not to focus on one spot.



**NOTE:** Wooden stake silt fence (like this example) is not authorized by a local or state regulations.



# Erosion Control Specifications

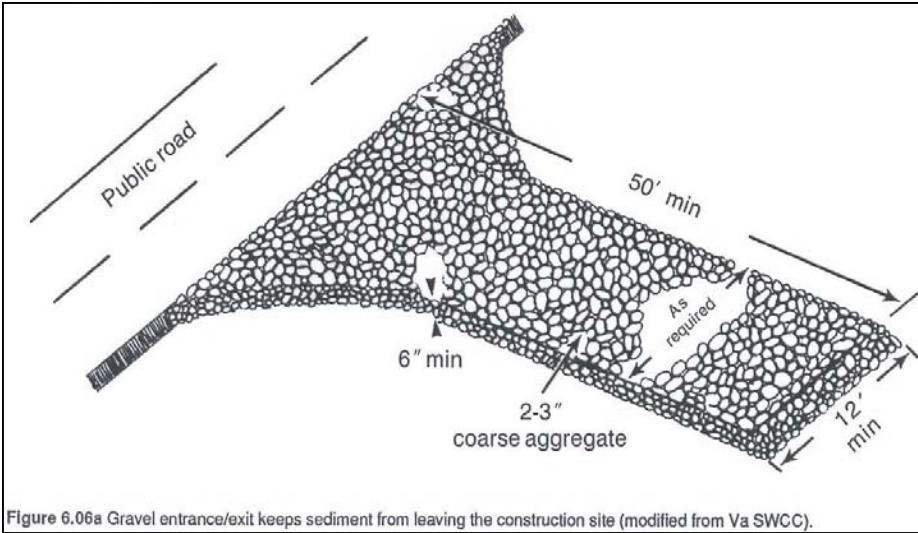
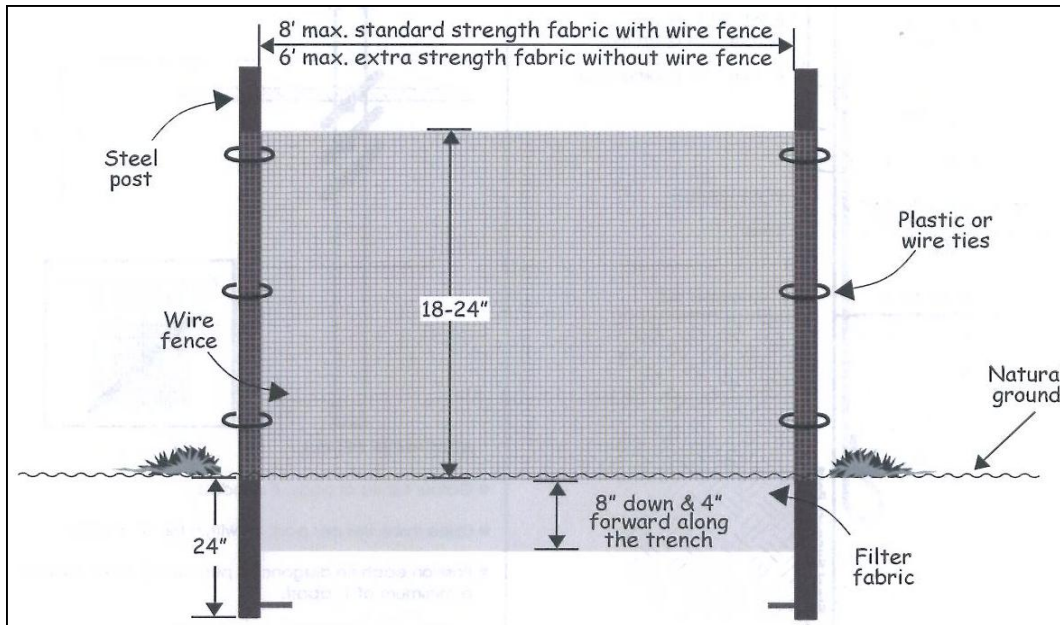


Figure 6.06a Gravel entrance/exit keeps sediment from leaving the construction site (modified from Va SWCC).

Construction Entrance/Exit Design Criteria based on the NC Erosion and Sediment Control Planning and Design Manual 6.06

Silt Fence Design Criteria based on the NC Erosion and Sediment Control Planning and Design Manual 6.62



**Iredell County Department of Planning, Development, & Transportation Services**  
 Erosion Control Division  
 Faye Wagoner  
 Phone: 704-878-5362  
 Fax: 704-928-2025  
 PO Box 788  
 349 North Center Street  
 Statesville, NC 28687  
<http://www.co.iredell.nc.us/Departments/Planning/erosion.asp>

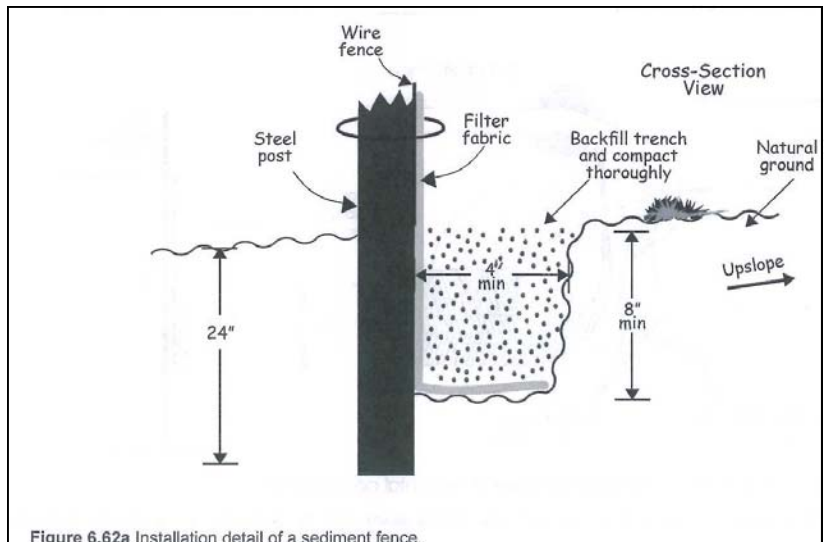


Figure 6.62a Installation detail of a sediment fence.